







Steotchalong 2014: Pattern 8

Author: Emily & Matt Fitzpatrick
Copyright: Steotch Fine Needleart
Website: steotch.com
Fabric: 16-count Aida
Grid Size: 97W x 67H
Design Area: 5.94" x 4.06" (95 x 65 stitches)



Legend:

 [2] DMC 310 black	 [2] DMC 728 topaz -lt	 [2] DMC 828 blue - md
 [2] DMC 702 kelly green	 [2] DMC 817 coral red - vy dk	 [2] DMC White white

Backstitch Lines:

— DMC-828 blue - md

French Knots:

● DMC-828 blue - md

Special Notes for this Pattern:

All cross stitches are made with two threads. Backstitch the text (826), including french knots, if applicable, with two threads.



Thank you so much for stitching along with us. We hope you've enjoyed the experience of being part of a virtual community of badass stitchers. You battled through a lot of white, and have had to rely on blind trust that we would not lead you astray in the final pattern. Thank you for your faith, and for every like and share and tweet and comment – it's seeing the community emerge around this event that makes it worthwhile.

Choose Your Own Adventure:

The final pattern includes 8 variations. You are, of course, free to stitch whatever you want in the space that's left on the pattern. Because the patterns themselves are a little difficult to view on-screen, we present a “key” to the patterns on the next couple pages. If you can, print just the page you intend to stitch, and do so in color. The text might be difficult to read onscreen, but it should print beautifully.

If you have any trouble working with this PDF file, you might want to try a different PDF viewer. We like [Sumatra PDF](#).

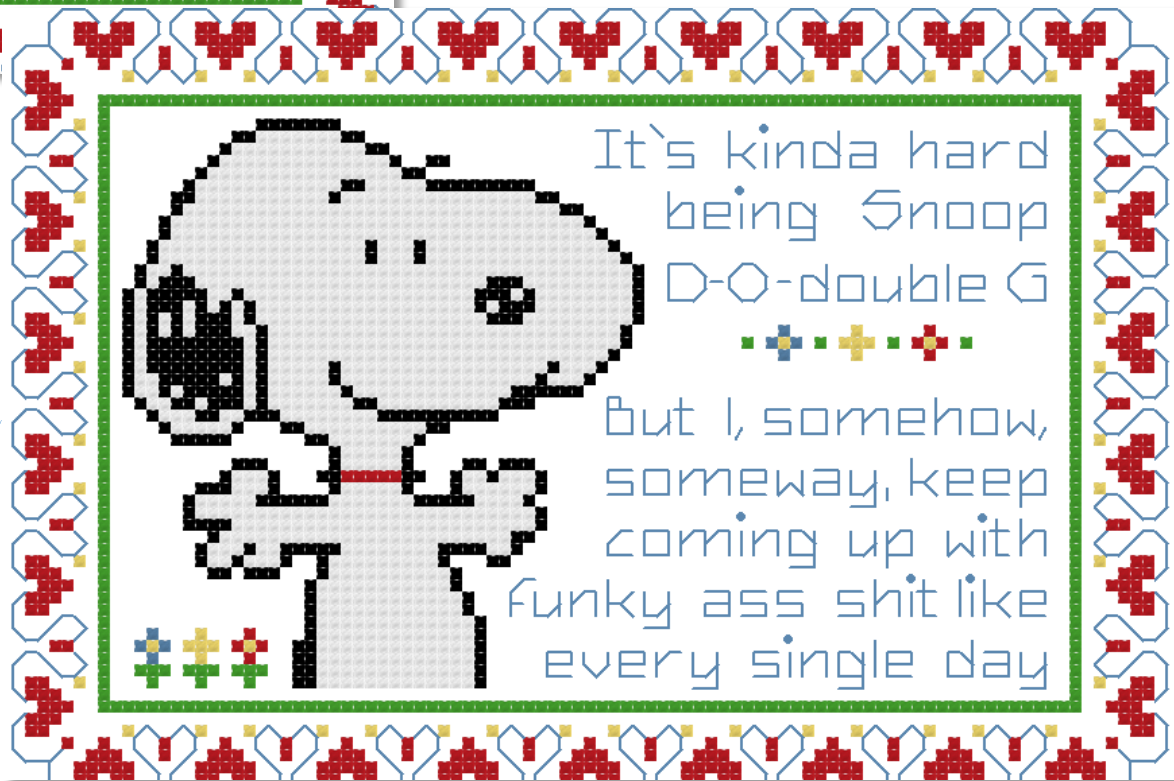
Best of luck – we'll be asking for pics.

Emily & Matt



S-N-double O-P
D-O-double G,
I can't fake it,
just break it,
and when I take it,
See I specialize
in making all the
girls get naked

Pattern 8a



It's kinda hard
being Snoop
D-O-double G



But I, somehow,
someday, keep
coming up with
funky ass shit like
every single day

Pattern 8b



Pattern 8c

Pattern 8d





Pattern 8e

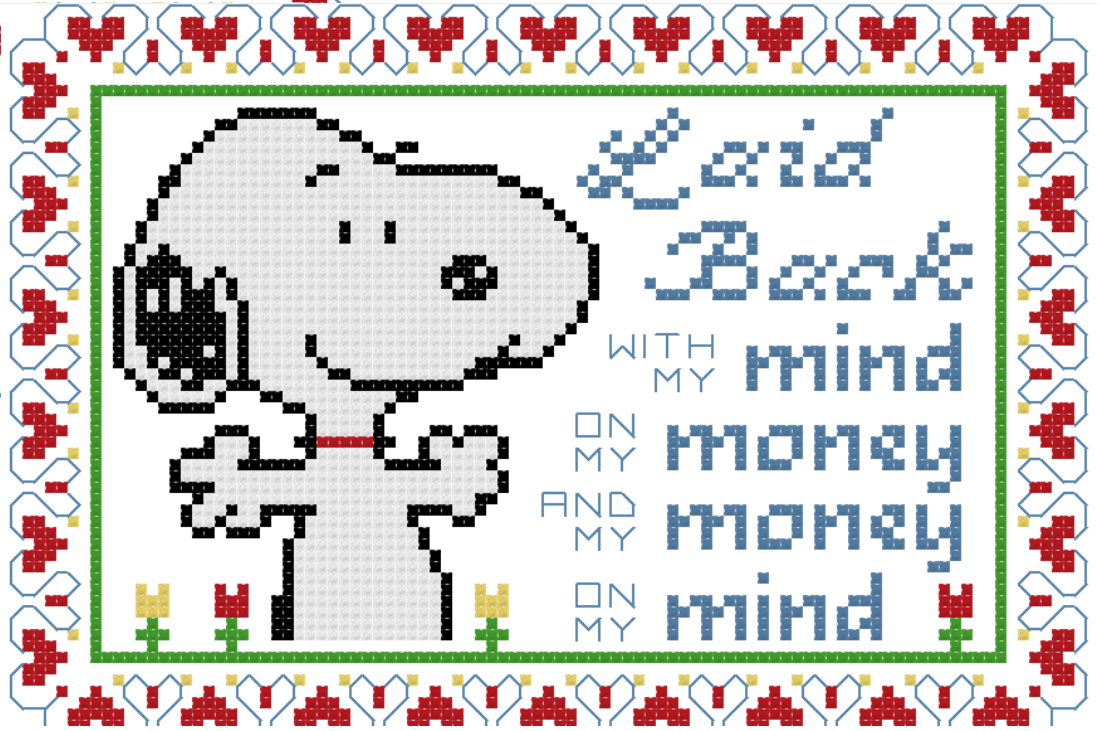


Pattern 8f



Pattern 8g

Pattern 8h




The patterns:






Steotch Fine Needleart




Stotch Fine Needleart



Steotch Fine Needleart



Steotch Fine Needelart



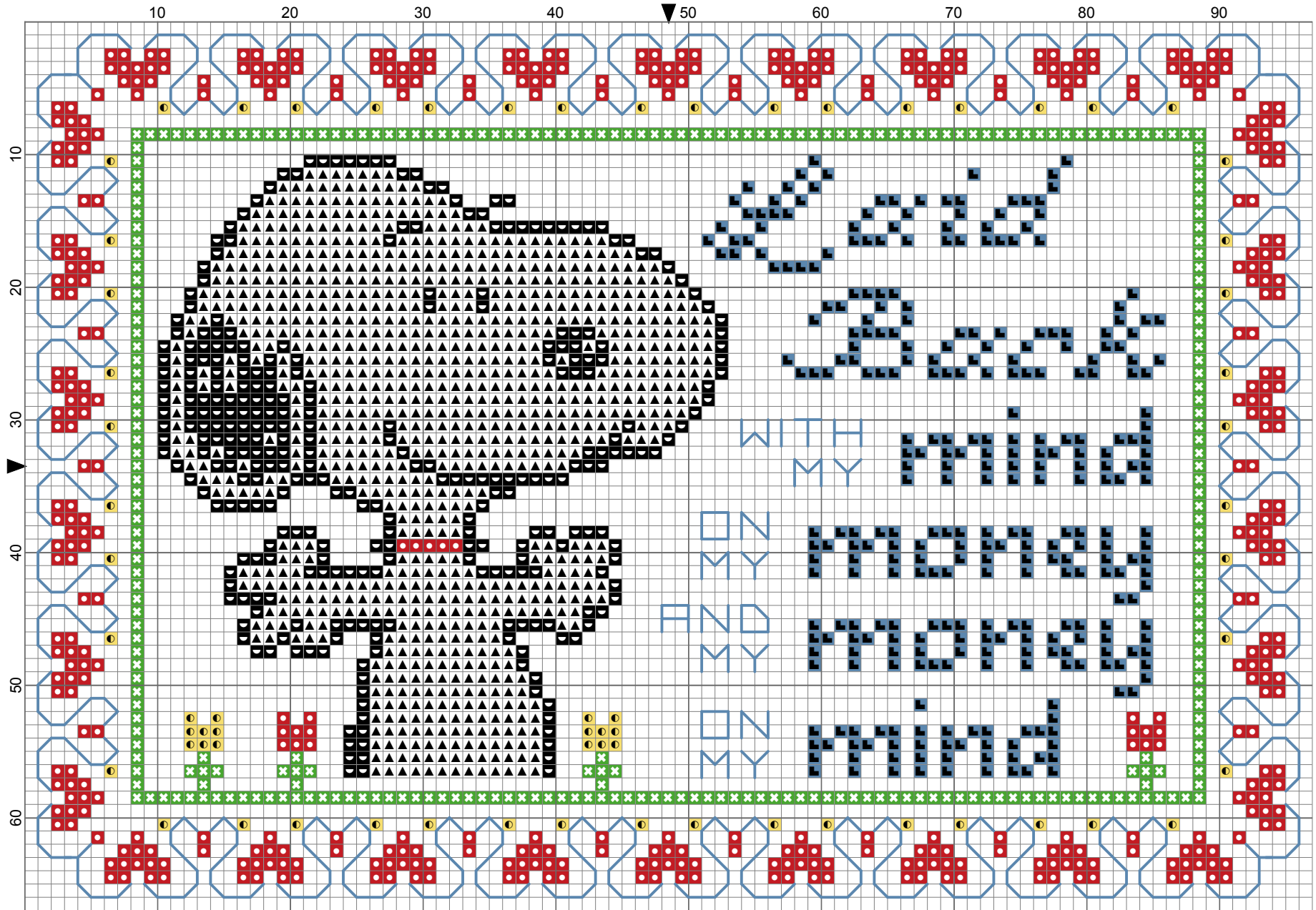
Steotch Fine Needleart



Steotch Fine Needleart



Stotch Fine Needleart



Stotch Fine Needleart